





www.mebway.com




Wide range of practical application of Duo 2 System allows to create functional and designed workplace.






Esthetic design based on repetitive module of regular square. Recessed fronts expose the structure of Duo 2 System.






Innovation, harmony  
and sophisticated colours  
are the bases of Duo 2 System.






Ergonomic and solid desks supported by metal frame.





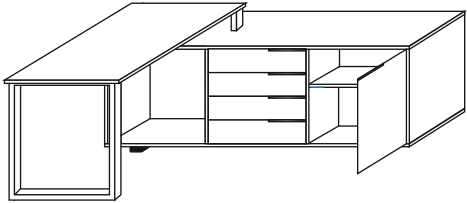
The Duo 2 Systems conference tables are produced in a base of individual needs of our customers in various dimensions and with selected accessories.





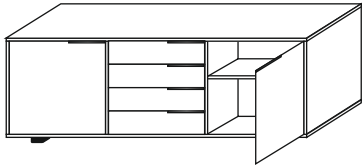
The Duo 2 Systems has two colour options: White Series and Black Series. Recommended wood decor for Black Series is Palisandee Himalaya R5630 and Black High Gloss. Forms in both series are the same.

#### For Black Series



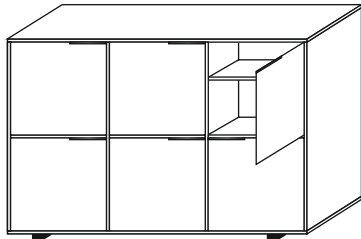
**Desk Demo 2C**

Dimensions: 160x180x75  
Desk (160x60x75) on metal frame, one side supported on commode (180x40x63). Top made of 18 mm laminated board with 2 mm edge banding. Frame made of powder coated metal profile 60x30.



**Commode Debra C**

Dimensions: 180x40x63  
Short commode with doors on the left and right side, central part with drawers. Frame made of 18 mm laminated board with 0,6 mm edge banding.



**Commode Dora C**

Dimensions: 180x40x120  
High commode with doors. Frame made of 18 mm laminated board with 0,6 mm edge banding.




#### For White Series

**Desk Demo 2**

**Commode Debra**

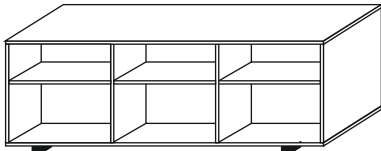
**Commode Dora**





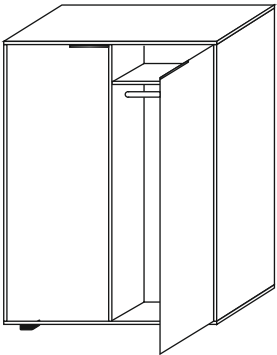
Reccomended wood decor for White Series is Light Walnut R4842 and White W 1003. There is a possibility to order furnitures in any available decor - more on our webside [www.mebway.pl](http://www.mebway.pl)

**For White Series**



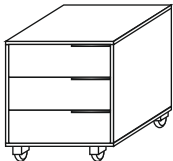
**Commode Debra B**

Dimensions: 180x40x63  
Short commode with open shelves. Frame made of 18 mm laminated board with 0,6 mm edge banding.



**Wardrobe Dima**

Dimensions: 120x60x180  
Wardrobe divided on two parts-with shelves and with hanger. Frame made of 18 mm laminated board with 0,6 mm edge banding.



**Container Duo2**

Dimensions: 60x60x63  
Three drawers container on wheels. Frame made of 18 mm laminated board with 0,6 mm edge banding.

**For Black Series**

**Commode Debra BC**

**Wardrobe Dima C**

**Container Duo2 C**







Project: Agata Krawiec



ul. L.Herc 28 St, 20-328 Lublin, Poland  
ul. Diamentowa 2 lok. 2 St, 20-447 Lublin, Poland  
[www.mebway.com](http://www.mebway.com), [mebway@mebway.pl](mailto:mebway@mebway.pl)  
mobile: +48 506 327 987